

Data Dashboard 2023/2024 February 2024



The Rowans AP

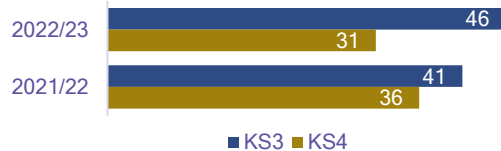
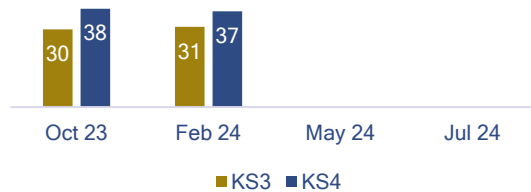
Headteacher: Mrs. Fiona May

Number of Pupils on Roll

68 (Includes Year 11's)



Breakdown of Pupils

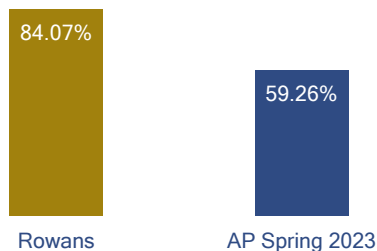


Whole School Attendance

84.07%



Rowans Attendance VS National AP/PRU Attendance

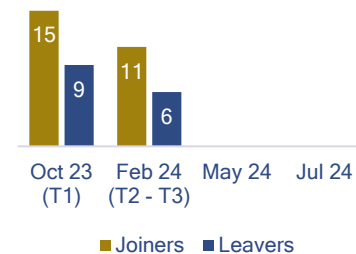


Contextual Safeguarding / Pupil Characteristics

	2023 / 24	2022 / 23	2021 / 22
	February 2024	Year End	Year End
Pupil Premium	69.12%	62.34%	63.60%
EAL	2.94%	5.19%	9.10%
Children in Care	8.82%	6.49%	10.40%
Pupils on CP Plan	4.41%	5.19%	6.50%
Pupils on CHIN Plan	8.82%	9.09%	9.09%
Pupils with EHCP	1.47%	1.30%	3.90%
Average no. of vulnerabilities	7.52	8.63	9
No. of referrals to SPA to date	7	7	8

Pupil Mobility

Joiners 26 **Leavers 15**

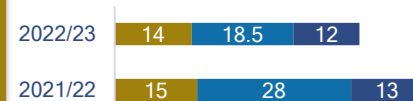


Suspensions to date

11 No. of suspensions

15.5 No. of days lost

10 No. of pupils affected

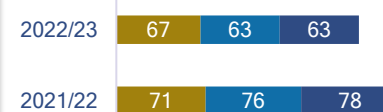


KS3 Pupil Progress

ENG 58% In line or exceeding target

MAT 63% In line or exceeding target

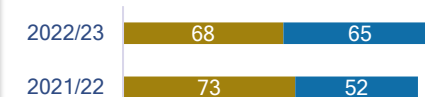
SCI 57% In line or exceeding target



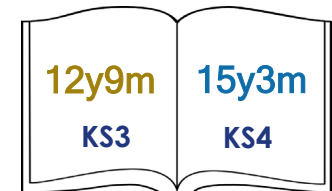
KS4 Pupil Progress

ENG 70% In line or exceeding target

MAT 64% In line or exceeding target



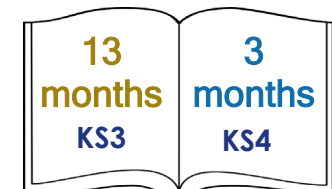
Average Reading Age



2022/23 13y8m 16y9m

2021/22 14y7m 17y1m

Average Reading Progress



2022/23 8 months 16 months

2021/22 5 months 13 months

Interventions

93% of pupils having at least one intervention this term

2022/23 = 92%

2021/22 = 87%

Reintegration

7 No. of pupils reintegrated to mainstream to date

0 No. of pupils moved to special school with EHCP to date

