

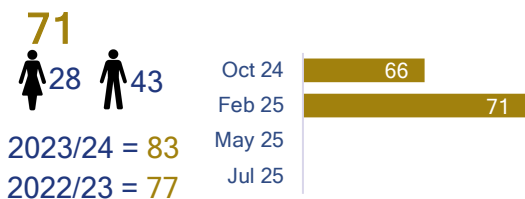
Data Dashboard Secondary 2024/2025 February 2025




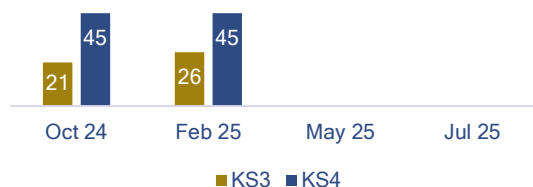
The Rowans AP

Headteacher: Mrs. Fiona May

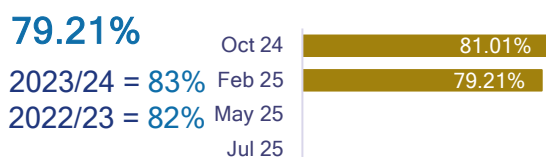
Number of Pupils on Roll



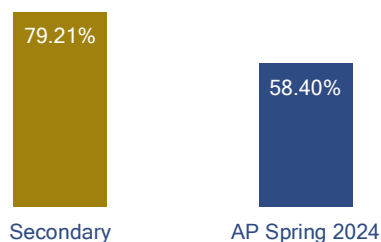
Breakdown of Pupils



Secondary Attendance



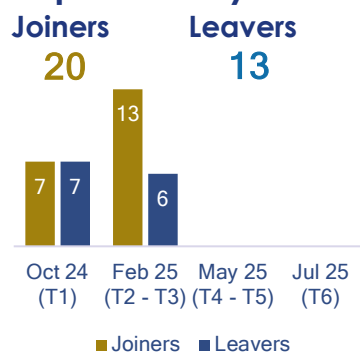
Secondary Attendance VS National AP/PRU Attendance



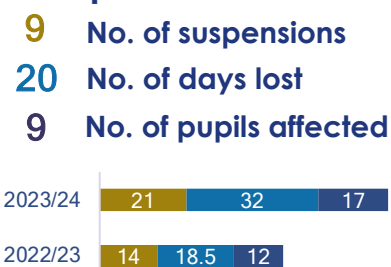
Contextual Safeguarding / Pupil Characteristics

	2024 / 25	2023 / 24	2022 / 23
	February 2025	Year End	Year End
Pupil Premium	63.38%	60.24%	62.34%
EAL	0%	2.41%	5.19%
Children in Care	7.04%	7.23%	6.49%
Pupils on CP Plan	1.41%	4.82%	5.19%
Pupils on CiN Plan	8.45%	6.02%	9.09%
Pupils with EHCP	4.23%	2.41%	1.30%
Average no. of vulnerabilities	13.45	8.69	8.63
No. of referrals to SPA to date	10	12	7

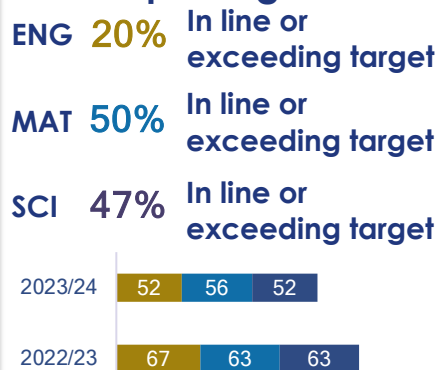
Pupil Mobility



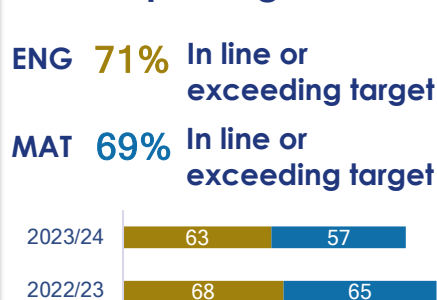
Suspensions to date



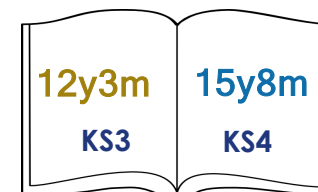
KS3 Pupil Progress



KS4 Pupil Progress



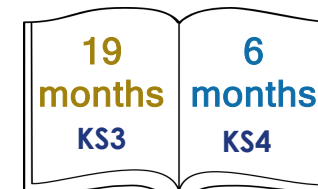
Average Reading Age



2023/24 **14y2m** **16y2m**

2022/23 **13y8m** **16y9m**

Average Reading Progress



2023/24 **19 months** **6 months**

2022/23 **8 months** **16 months**

Interventions

80% of pupils having at least one intervention this term

2023/24 = **90%**

2022/23 = **92%**

Reintegration

6 No. of pupils reintegrated to mainstream to date

3 No. of pupils moved to special school with EHCP to date

